



# Understanding the factors influencing fall armyworm (*Spodoptera frugiperda* J.E. Smith) damage in African smallholder maize fields and quantifying its impact on yield. A case study in Eastern Zimbabwe



Frédéric Baudron<sup>a,\*</sup>, Mainassara Abdou Zaman-Allah<sup>a</sup>, Isaac Chaipa<sup>b</sup>, Newton Chari<sup>b</sup>, Peter Chinwada<sup>c,d</sup>

<sup>a</sup> CIMMYT (International Maize and Wheat Improvement Center), Harare, Zimbabwe

<sup>b</sup> GOAL Zimbabwe, 73 Harare Drive, Mt Pleasant, Harare, Zimbabwe

<sup>c</sup> University of Zimbabwe, Biological Sciences Department, Harare, Zimbabwe

<sup>d</sup> IITA (International Institute of Tropical Agriculture), Southern Africa Research and Administration Hub Campus, Lusaka, Zambia

## ARTICLE INFO

### Keywords:

Lepidopteran pests  
Integrated pest management  
Biocontrol  
Agronomic management  
Cultural control

## ABSTRACT

Fall armyworm (FAW, *Spodoptera frugiperda* J.E. Smith) is an invasive lepidopteran pest established in most of sub-Saharan Africa since 2016. Although the immediate reaction of governments has been to invest in chemical pesticides, control methods based on agronomic management would be more affordable to resource-constrained smallholders and minimize risks for health and the environment. However, little is known about the most effective agronomic practices that could control FAW under typical African smallholder conditions. In addition, the impact of FAW damage on yield in Africa has been reported as very large, but these estimates are mainly based on farmers' perceptions, and not on rigorous field scouting methods. Thus, the objectives of this study were to understand the factors influencing FAW damage in African smallholder maize fields and quantify its impact on yield, using two districts of Eastern Zimbabwe as cases. A total of 791 smallholder maize plots were scouted for FAW damage and the head of the corresponding farming household interviewed. Grain yield was later determined in about 20% of these fields. FAW damage was found to be significantly reduced by frequent weeding operations and by minimum- and zero-tillage. Conversely, pumpkin intercropping was found to significantly increase FAW damage. FAW damage was also found to be higher for some maize varieties, although these varieties may not be the lowest yielding. If the incidence of plants with FAW damage symptoms recorded in this research (32–48%, depending on the estimate used) is commensurate with what other studies conducted on the continent found, our best estimate of the impact of FAW damage on yield (11.57%) is much lower than what these studies reported. Although our study presents limitations, losses due to FAW damage in Africa could have been over-estimated. The threat that FAW represents for African smallholders, although very real, should not divert attention away from other pressing challenges they face.

## 1. Introduction

Fall armyworm (FAW, *Spodoptera frugiperda* J.E. Smith) is a lepidopteran pest native to tropical and subtropical America that attacks over 80 different crop species, but with a preference for graminaceous crops, and maize in particular (Sparks, 1979). In early 2016, the presence of the pest was reported in Central and Western Africa (Goergen and Tam, 2016), and later in most of sub-Saharan Africa (Day et al., 2017). It is unclear how this invasion occurred, but evidence suggests that the haplotype present in Africa originated from Florida and the Caribbean (Huesing

et al., 2018). The prolificacy of FAW (egg batches often contain several hundreds of eggs; Sparks, 1979) associated with its ability to migrate long distances (several hundreds of kilometers; Rose et al., 1975) are two of the species traits that could explain the speed at which it invaded the continent. The prevalence of maize – and other crops on which this highly polyphagous pest feeds – associated with agroecological conditions suiTable for FAW in much of the region makes it a serious (and most certainly perennial) threat to food security in sub-Saharan Africa (Day et al., 2017).

Since the invasion of the continent by FAW, the immediate reaction of

\* Corresponding author. CIMMYT, 12.5 km Peg Mazowe Road, Harare, Zimbabwe.  
E-mail address: [f.baudron@cgiar.org](mailto:f.baudron@cgiar.org) (F. Baudron).

<https://doi.org/10.1016/j.cropro.2019.01.028>

Received 20 October 2018; Received in revised form 21 January 2019; Accepted 24 January 2019

Available online 26 January 2019

0261-2194/© 2019 The Authors.

Published by Elsevier Ltd.

This is an open access article under the CC BY-NC-ND license

(<http://creativecommons.org/licenses/by-nc-nd/4.0/>).

governments was to invest in chemical pesticides (Harrison et al., submitted) and their use remains the main strategy of farmers to control the pest, although with mixed results (Kumela et al., 2018). Control methods based on agronomic management represent an interesting alternative, more affordable to resource-constrained smallholders and with lower risk for health and the environment (Thierfelder et al., 2018). However, there is little empirical data to guide recommendations for effective control of FAW through agronomic management in Africa, as most of this knowledge is based on data from the Americas and observations – sometimes anecdotal – made in the region (Harrison et al., submitted). The impact of FAW on maize yield in Africa has been reported as very large. Day et al. (2017) estimated the impact of FAW between 22 and 67% of yield in Ghana and Zambia, resulting in millions of US\$ in losses. Similarly, Kumela et al. (2018) estimated the impact of FAW to 32% of yield in Ethiopia and 47% of yield in Kenya. These estimates, however, are based on socio-economic surveys focusing on farmers' perceptions, but not on rigorous field scouting methods such as the one proposed by McGrath et al. (2018).

Thus, the objectives of this study were (1) to estimate FAW damage in smallholder maize fields in two study Districts following a rigorous scouting protocol, (2) to understand the factors influencing FAW damage, and (3) to quantify yield losses due to FAW damage.

## 2. Materials and methods

### 2.1. Study sites

The study was conducted in Chipinge and Makoni Districts of Manicaland Province in Zimbabwe, where the presence of FAW is known since early 2017. Both districts are characterized by high environmental suitability for FAW (Day et al., 2017) and dry season cultivation of maize – in irrigation schemes and on river banks – probably allows the pest to persist year round. Chipinge is located in southeastern Zimbabwe at an average altitude of 1134 m above sea level, and is characterized by a mean annual rainfall of 1097 mm (90 years average) and a mean annual temperature of 28 °C (10 years average; Maposa et al., 2010). Sandy soils, black and red clays are the major soil types. The main crops are maize, cotton, and sorghum. The main livestock species are cattle, goats, pigs and chicken. The population density is about 33 inhabitants km<sup>-2</sup> (PCO, 2012).

Makoni is located in northeastern Zimbabwe at an average altitude of 1372 m above sea level, and is characterized by a mean annual rainfall of 750–1000 mm per year (4 years average) and a mean annual temperature of 27 °C (10 years average; UNDP, 2016). Sandy to sandy loams are the major soil types. The main crops are maize, groundnuts and tobacco. The main livestock species are cattle, goats and chicken. The population density is about 35 inhabitants km<sup>-2</sup> (PCO, 2012).

### 2.2. Farm survey

A total of 394 and 397 farming households were surveyed in Chipinge and Makoni Districts, respectively. In each district, households were selected following a stratified sampling scheme, with roughly a third of them each selected randomly from a relatively wetter ward, a relatively drier ward and a ward of intermediate climate. In Chipinge District, Wards 16, 18 and 20 were selected as the drier, intermediate and wetter wards, respectively. In Makoni District, Wards 26, 28 and 34 were selected as the drier, intermediate and wetter wards, respectively. Information related to the main maize field of the selected households was then collected through interview of the head of these households before scouting that field. Interviews were conducted between 2 and 7 February 2018 in Chipinge District and between 22 and 28 March 2018 in Makoni District, each time by a team of 12 trained enumerators. A standardized questionnaire was used addressing the characteristics of the main maize plot (area, soil type, presence or absence of a hedgerow, previous crop), the characteristics of the crop (maize growth stage estimated using the V

notation, maize variety, crop species being intercropped if any), tillage (mode and dates), fertilization (type and quantity of fertilizer, manure, and compost) and crop protection (date and number of weeding operations, herbicide applications, and pesticide applications). Each maize plot was then scouted using the method described by McGrath et al. (2018): five sampling points of 10 plants located on the same row were selected using a 'W' scouting pattern and the number of plants displaying leaf damages caused by FAW larvae and with FAW frass in the whorl were recorded at each sampling point. The Davis scale, which rates the extent of leaf damage from 1 to 9 (Davis and Williams, 1992), was also used to give a score for each cluster of 10 plants in each sampling point.

### 2.3. Yield assessment

From the 791 fields assessed during the growing season, a total of 167 fields (54 in Chipinge District and 113 in Makoni District) were selected for yield assessment. These fields were purposefully selected to span the whole range of damage levels observed during the growing season (a stratified sampling scheme based on the tertiles of FAW damage was used). Grain yield from these fields was then estimated using the ear digital imaging method (Makanza et al., 2018). For each plot, five quadrats of 2 m by 1 m were laid out following a 'W' sampling frame (as for the damage scouting). The number of plants and the number of cobs were counted in each quadrat. Cobs were then harvested and pooled for each field. After husks were removed, cobs were laid on a black plastic sheet side by side and a picture was taken using an 8-inch Samsung's Galaxy Tab S2 camera with a resolution of 8-megapixels equipped with an f/1.9 lens (Fig. 1a and b). To enable the conversion of pixel scale measurements to centimeters, a ruler was placed near the cobs before taking each picture (Fig. 1b). The pictures were later processed using a script that runs on ImageJ; an open source software (<https://imagej.nih.gov/ij/features.html>). The script estimates grain weight based on two models (i) the total kernel number derived from the number of kernels visible on the image and (ii) the average grain weight generated from average grain size (Fig. 1c and d; Makanza et al., 2018).

### 2.4. Calculations and statistical analysis

#### 2.4.1. Data manipulation and calculations

Soil types were grouped in five texture categories: 'Sandy', 'Sandy loam', 'Loamy', 'Loamy clay', and 'Clayey'. Intercrops were grouped in four categories: 'None', 'Pulse', 'Pumpkin', and 'Pulse + Pumpkin'. Maize varieties were grouped in 10 categories: 'SC500', 'SC400', 'SC600', 'PAN413', 'PAN53', 'PHB30G19', 'ZAP61', 'Recycled' (i.e., seeds harvested from a previous hybrid maize crop, often of unspecified variety), 'OPV' (i.e., open-pollinated varieties), and 'Other'. Manure application, compost application, herbicide application, and pesticide application were converted into binary variables ('Yes', 'No'). The number of weeding operations was converted into 'Infrequent' (one or less) or 'Frequent' (two or more). The quantities of fertilizer applied were converted into quantities of nitrogen (N) and quantities of phosphorus pentoxide (P<sub>2</sub>O<sub>5</sub>) using specific fertilizer compositions and were expressed on a per hectare basis. For each sampling point, the proportion of plants with leaf damage and with frass in the whorl was calculated. For each plot, the grain weight in the five quadrats (as estimated through image analysis) was summed and converted into grain yield in kg ha<sup>-1</sup>. To be able to relate grain yield with damage estimates – which are assessed on a per plant basis – and as the variability in plant density was high between the different plots assessed, grain yield was also calculated in kg plant<sup>-1</sup> by dividing grain yield (in kg ha<sup>-1</sup>) by plant population (in plants ha<sup>-1</sup>).

#### 2.4.2. Statistical analyses

The variability of the proportion of plants with leaf damage symptoms, of the proportion of plants with frass in the whorl and of the Davis damage score in each sampling point (N = 3955) was analyzed using




Fig. 1. (a,b) Photo acquisition procedure using a tablet, and (c,d) key image processing procedure (from Makanza et al., 2018).

generalized linear models (GLM). A logit distribution was used for proportion data, and a Poisson distribution for the Davis damage score (count data). Response variables included plot size (ha), soil type, District, Ward (as a factor nested in District), hedgerow presence/absence, previous crop, maize variety, intercrop species, tillage intensity, rate of mineral N applied ( $\text{kg ha}^{-1}$ ), rate of mineral  $\text{P}_2\text{O}_5$  applied ( $\text{kg ha}^{-1}$ ), application or not of manure; application or not of compost, frequency of weeding, application or not of herbicide, application or not of pesticide, and the V stage Plot size, rate of mineral N applied, rate of mineral  $\text{P}_2\text{O}_5$  applied, and V stage were continuous variables, whilst all other variables were factors. A probability of 0.05 was used to test the significance of each factor.

To quantify yield losses due to FAW damage whilst accounting for the fact that variables influencing FAW damage may also influence yield directly, structural equation models were used (R package 'lavaan'). A construct model was developed linking District, Ward, plot area, variety, hedgerow presence or absence, soil type, previous crop, intercrop, tillage intensity, N applied, manure application or not, compost application or not, frequency of weeding, pesticide application or not and V stage to FAW damage, and all these variables as well as plant population and FAW damage to grain yield per plant (see Fig. 2 with the Davis damage score used as example of the estimate of FAW damage). Three models were

used, each using a different estimate of FAW damage (proportion of plants with leaf damage symptoms, proportion of plants with frass in the whorl, and Davis damage score). As this approach does not support the use of nominal endogenous variables, the variable 'Ward' was recoded for each District as an ordered variable based on agroecological conditions (relatively dry, intermediate, relatively wet). Similarly, the variable 'variety' was recoded as an ordered variable based on the effect of each variety on FAW damage (from output of the GLMs above, with '1' for varieties having a statistically negative effect in at least one of the GLMs, '2' for varieties having no effect in any of the GLMs, and '3' for varieties having a statistically positive effect in at least one of the GLMs). Finally, the variable 'soil type' was coded as an ordered variable based on texture ('1' for sandy soils, '2' for sandy loam soils, '3' for loamy soils, '4' for loamy clay soils, and '5' for clayey soils. To determine models' fit, we used the Chi-square test ( $X^2$ ) and the probability level ( $P$ ) associated with the model. The goodness of fit index (GFI), comparative fit index (CFI), Tucker-Lewis index (TLI), root mean squared error of approximation (RMSEA), and Akaike Information Criterion (AIC) were also considered. In the Chi-square test, a good model fit is evidenced if the null hypothesis is not rejected ( $P > 0.05$ ). Values of the indexes  $\text{GFI} \geq 0.95$ ,  $\text{CFI} \geq 0.90$ ,  $\text{TLI}$  next to 1, and  $\text{RMSEA} \leq 0.10$  suggest an appropriate model fit. Finally, AIC index lower values when comparing models are indicative of better fits.

### 3. Results

#### 3.1. General characteristics of plots

Maize plots included in the study were much larger in Chipinge (1.268 ha on average) than in Makoni District (0.362 ha on average; Table 1). Fertilizer rates used in Chipinge were, however much lower ( $3.798 \text{ kg N ha}^{-1}$  and  $2.391 \text{ kg P}_2\text{O}_5 \text{ ha}^{-1}$  on average) than those applied in Makoni ( $64.094 \text{ kg N ha}^{-1}$  and  $55.337 \text{ kg P}_2\text{O}_5 \text{ ha}^{-1}$  on average). Maize in both Chipinge and Makoni was scouted for FAW damage when, on average, most plants were at V4 to V5 stages. The main soil type was sandy loam in both districts, followed by loamy soils in Chipinge and sandy soils in Makoni. Only a minority of the fields surveyed were surrounded by a hedgerow (9% of the total sample). The previous crop was mainly maize (for about  $\frac{3}{4}$  of the fields sampled) illustrating the rarity of crop rotation for maize. When maize was rotated, it was mainly after sorghum in Chipinge, and after a fallow or a pulse crop in Makoni. Most maize was grown as sole crop (i.e., no intercrop) in both districts, but a significant proportion of the fields were intercropped with pumpkins and/or pulses, particularly in Makoni. The main maize varieties planted were Seedco hybrids from the 500 series. The majority of the crop assessed was established following minimum-tillage (i.e., a single tillage operation) in both districts. Zero-tillage was also common in Chipinge, characterizing about a third of the plots scouted. The large majority of the plots scouted received no manure, no compost, no herbicide and no pesticide. Most plots (about  $\frac{2}{3}$  of the total sample) were weeded infrequently (never or once).

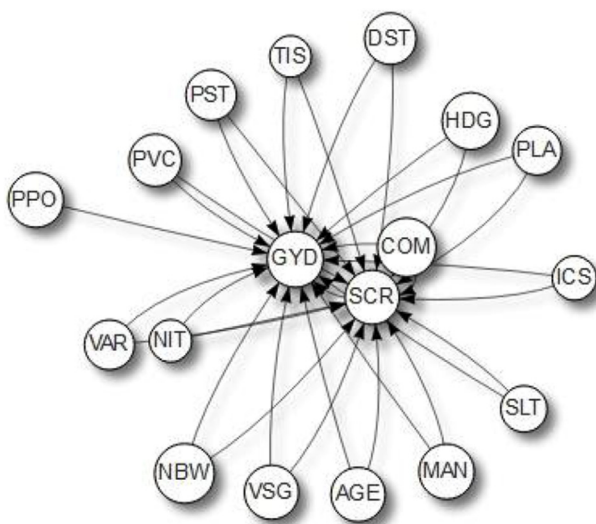


Fig. 2. General structural equation model (with the Davis damage score used as example of the estimate of fall armyworm damage) used to quantify yield losses due to fall armyworm damage. GYD: grain yield per plant, SCR: Davis damage score, DST: District, AGE: Ward agroecological condition, PLA: plot area, VAR: variety, HDG: hedgerow presence or absence, SLT: soil type, PVC: previous crop, ICS: intercrop species, TIS: tillage intensity, NIT: nitrogen applied, MAN: manure application or not, COM: compost application or not, NBW: frequency of weeding, PST: pesticide application or not, VSG: V stage, and PPO: plant population. See text for details.

**Table 1**  
Main characteristics of the maize plots scouted in Chipinge District, in Makoni District and for the total sample.

Plot Characteristics	Chipinge	Makoni	Total
Plot size (ha)	1.268 ± 1.405	0.362 ± 0.419	0.814 ± 1.130
N applied (kg ha <sup>-1</sup> )	3.798 ± 7.911	64.094 ± 111.347	33.984 ± 84.501
P <sub>2</sub> O <sub>5</sub> applied (kg ha <sup>-1</sup> )	2.391 ± 4.675	55.337 ± 93.028	27.897 ± 70.623
Age of crop (V stage)	4.395 ± 1.656	4.842 ± 1.582	4.619 ± 1.634
Soil - Sandy	10.4%	23.2%	16.8%
Soil - Sandy loam	44.1%	52.0%	48.0%
Soil - Loamy	22.3%	7.1%	14.7%
Soil - Loamy clay	17.2%	15.7%	16.4%
Soil - Clayey	6.1%	2.0%	4.0%
Hedgerow - Absent	88.1%	93.9%	91.0%
Hedgerow - Present	11.9%	6.1%	9.0%
Previous crop - Maize	74.2%	70.5%	72.3%
Previous crop - Sorghum	24.8%	2.3%	13.5%
Previous crop - Pulse	0.0%	10.1%	5.1%
Previous crop - Fallow	0.0%	8.3%	4.2%
Previous crop - Other	1.0%	8.8%	4.9%
Intercrop - None	87.1%	59.1%	73.1%
Intercrop - Pulse	5.1%	13.9%	9.5%
Intercrop - Pumpkin	7.8%	20.2%	14.0%
Intercrop - Pulse + Pumpkin	0.0%	5.1%	2.5%
Intercrop - Other	0.0%	1.8%	0.9%
Maize variety - SC500	31.9%	45.7%	38.8%
Maize variety - SC400	21.8%	4.5%	13.1%
Maize variety - SC600	0.0%	5.3%	2.7%
Maize variety - PAN413	15.4%	6.3%	10.9%
Maize variety - PAN53	0.0%	10.1%	5.1%
Maize variety - PHB30G19	4.3%	5.3%	4.8%
Maize variety - ZAP61	2.5%	3.8%	3.2%
Maize variety - Recycled	7.3%	2.3%	4.8%
Maize variety - OPV	5.8%	1.3%	3.5%
Maize variety - Other	10.9%	15.4%	13.1%
Conventional tillage	14.9%	19.9%	17.4%
Minimum tillage	52.4%	76.0%	64.2%
Zero tillage	32.7%	4.0%	18.3%
Manure - No	84.1%	85.4%	84.7%
Manure - Yes	15.9%	14.6%	15.3%
Compost - No	97.7%	94.7%	96.2%
Compost - Yes	2.3%	5.3%	3.8%
Weeding - Infrequent (1 or less)	73.4%	62.1%	67.8%
Weeding - Frequent (2 or more)	26.6%	37.9%	32.2%
Herbicide - No	99.2%	98.5%	98.9%
Herbicide - Yes	0.8%	1.5%	1.1%
Pesticide - No	91.6%	87.1%	89.4%
Pesticide - Yes	8.4%	12.9%	10.6%

### 3.2. Fall armyworm damage

The incidence of plants with FAW damage symptoms varied depending on the estimate used for determining the parameter: the proportion of plants with leaf damage was estimated at 48.3 ± 28.3% and the proportion of plants with frass in the whorl at 31.6 ± 26.3% (Fig. 3). The Davis damage score for the entire data set was found to be 3.78 ± 2.09 (Fig. 3). FAW damage was found to be higher in Makoni than in Chipinge, regardless of the estimate used, although differences were only significant for the proportion of plants with leaf damage ( $P < 0.0005$ ) and for the proportion of plants with frass in the whorl ( $P < 0.005$ ), but not for the Davis damage score (Fig. 4). The proportion of plants with leaf damage was 41.5 ± 28.7% in Chipinge and 54.9 ± 26.3% in Makoni while the proportion of plants with frass in the whorl was 26.4 ± 24.8% in Chipinge and 36.8 ± 26.7% in Makoni. Finally, the Davis damage score was 3.74 ± 2.21 in Chipinge and 3.83 ± 1.96 in Makoni (Fig. 4).

From the outputs of the GLMs, a number of factors were found to explain the variability in FAW damage symptoms (Table 2). The location – District and Ward – appeared to have a strong influence in all three

models. FAW damage was statistically higher for crops following a fallow, or following a land use other than maize, sorghum, pulse or fallow, regardless of the FAW damage estimate used (i.e., for the three GLMs). In addition, FAW damage was statistically higher with the presence of a pumpkin intercrop and when pesticide was applied, regardless of the estimate used. Conversely, FAW damage was found to be statistically lower with zero tillage and with frequent weeding, in the three models used. FAW damage was also found to be higher for PAN413, SC600 series and ‘Other’ varieties compared to SC500 series (used as reference variable) in two out of three models. Finally, the use of minimum-tillage, the application of manure and the application of compost were found to lower FAW damage in two out of three models.

### 3.3. Yield and yield losses due to fall armyworm damage

The mean grain yields were 2966.3 ± 1649.9 kg ha<sup>-1</sup> for the total sample, 2032.9 ± 1464.1 kg ha<sup>-1</sup> for Chipinge, and 3416.3 ± 1547.5 kg ha<sup>-1</sup> for Makoni (Fig. 5).

All three structural equation models were characterized by a  $P$ -value > 0.05, a GFI ≥ 0.95, a CFI ≥ 0.90, a TLI next to 1, and a RMSEA ≤ 0.10, and thus considered to be good fits of the measured data (Table 3). However, the third model – which included the Davis damage score as an estimate of FAW damage – had a lower AIC than the two other models, indicating a better fit. Details of the regression coefficient estimates, their standard error,  $Z$ -value and  $P$ -value are given in Appendix A. In the first and the second models, the regression between FAW damage (the proportion of plants with leaf damage and the proportion of plants with frass in the whorl, respectively) and grain yield per plant was not significant. Fig. 6 illustrates regressions that were statistically significant ( $P < 0.05$ ) in the third model, which used the Davis damage score as estimate of FAW damage and was also the model with the lowest AIC. The outputs of this model suggest District, variety, plant population, Davis damage score, and nitrogen rate as having a significant influence on grain yield per plant (Fig. 6, Appendix A). It further indicates that 1.752 g plant<sup>-1</sup> of grain yield were lost for an increase of one point in the Davis damage score. Using this estimate, we calculated an estimated percentage of yield loss for each of the 167 fields included in the yield assessment. The distribution of these estimated losses (our best estimates) is given in Fig. 7A, showing a mean value of 11.57% and a median value of 8.14% for the total sample. Losses tended to be higher in Chipinge District (mean of 16.39% and median of 10.64%) than in Makoni District (mean of 9.24% and median of 7.38%).

Maize grain yield, as well as its 95th percentile – ‘boundary line’ representing the maximum attainable yield in farmers’ conditions – appeared to be correlated to plant population (Fig. 7B). In contrast, grain yield and its 95th percentile appeared uncorrelated to the Davis damage score (Fig. 7C).

## 4. Discussion

### 4.1. What factors influence fall armyworm damage?

The levels of FAW damage reported in this study – 26.4–41.5% in Chipinge, and 36.8–54.9% in Makoni, depending on the estimate of FAW damage used (Fig. 3), appear to be in the same range as previous studies and reports that estimated FAW damage in sub-Saharan Africa over the past two years (e.g., Kumela et al., 2018). The higher incidence with leaf damage compared to frass in the whorl could be due in part to failure to distinguish between leaf damage caused by FAW and leaf damage caused by other species (e.g., *Busseola fusca* or *Chilo partellus*).

Plots receiving pesticides were characterized by a higher FAW damage, regardless of the estimate used (Table 2), probably an illustration of farmers attempting to contain FAW infestation through chemical control for crops displaying high FAW damage. However, the fact that the coefficients for pesticide were positive in all three models and of high absolute values compared to other coefficients may suggest a poor efficacy



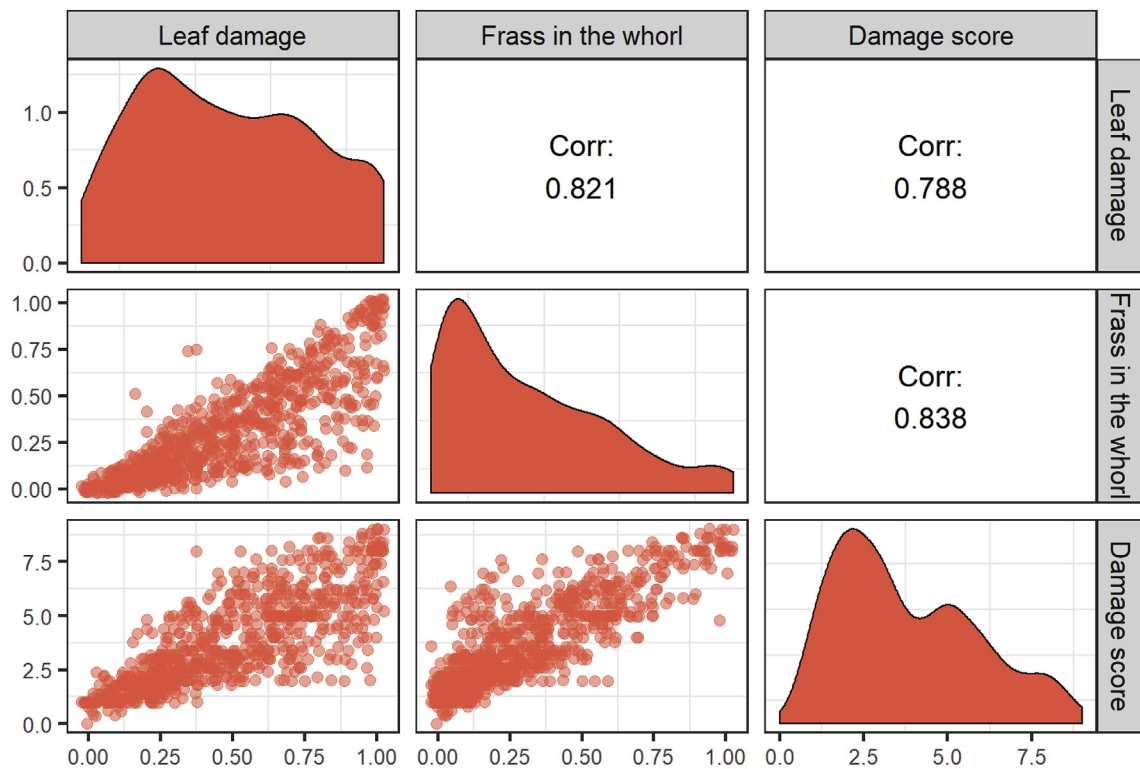


Fig. 3. Density plots of the three estimates of fall armyworm damage (diagonal), scatter plots of these three indicators two by two (lower triangle) and correlations between these three indicators (upper triangle). ‘Leaf damage’ refers to the incidence of plants with leaf damages symptoms, ‘frass in the whorl’ refers to the incidence of plants with frass in the whorl, and ‘damage score’ refers to the leaf damage score (from 1 to 9) from the Davis scale.

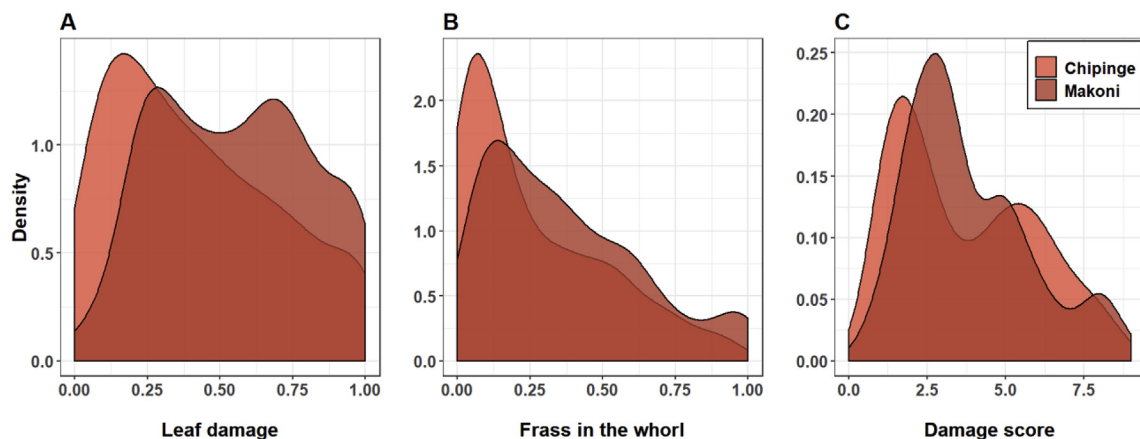


Fig. 4. Density plots of (A) the proportion of plants with leaf damage, (B) the proportion of plants with frass in the whorl, and (C) the Davis damage score, for Chipinge District and for Makoni District.

of the pesticides or application method used. Similarly, Kumela et al. (2018) reported little efficacy of pesticides against FAW in Kenya. This may be due, among other factors, to the wrong pesticides being applied, or pesticides being applied at the wrong dose, with not enough volume of water or at the wrong height.

Frequent weeding tended to decrease FAW damage in all three models. This may be explained by the fact that the weed flora in the study areas tends to be dominated by graminaceous species which may be FAW hosts. Similarly, the fact that FAW damage tended to be higher for maize crops following a fallow – in all three models – may be due to the dominance of graminaceous species in short-term fallows. However, we should be cautious with this finding as native grasses and weeds may also host natural enemies of FAW (e.g., Hay-Roe et al., 2016). Conversely, they may also host other crop pests like stemborers (*B. fusca* and

*C. partellus*) with which FAW shares the same habitat (Le Rü et al., 2006; Moolman et al., 2014; Van den Berg, 2017). If research confirms that graminaceous weeds attract FAW, it could be recommended to avoid having graminaceous plants mixed with maize within the field, but graminaceous plants could be planted around the field as a trap crop. This is one of the key principles of the push-pull technology, originally developed to control lepidopterous stemborers (Khan et al., 1997). Midega et al. (2018) recently demonstrated the effectiveness of the push-pull technology in controlling FAW as well. In addition to a trap crop, the push-pull technology is based on the use of a repellent crop – generally *Desmodium* spp. or another legume – intercropped with maize (Khan et al., 1997). In the present study, however, legume intercropping did not appear to reduce FAW damage (Table 2). This may be because the main legume species intercropped with maize were cowpea, groundnut,

Table 2

Summary of the results of the GLM models (see text) for explaining the variability in the proportion of plants with leaf damage, in the proportion of plants with frass in the whorl, and in the Davis damage score. Chipinge District, sandy soil, absence of hedgerow, maize as a previous crop, SC500 series as maize variety, no intercrop, conventional tillage, no manure, no compost, infrequent weeding, no herbicide and no pesticide were reference variables.

Term	Incidence of plants with leaf damage				Incidence of plants with frass in the whorl				Damage score from the Davis scale			
	Estimate	Standard error	Z value	P value	Estimate	Standard error	Z value	P value	Estimate	Standard error	Z value	P value
Intercept	-1.519	0.210	-7.245	< 0.001	-2.122	0.235	-9.025	< 0.001	0.741	0.051	14.516	< 0.001
Makoni	0.998	0.172	5.794	< 0.001	1.042	0.206	5.055	< 0.001	0.345	0.046	7.569	< 0.001
Chipinge:Ward16	0.917	0.156	5.859	< 0.001	1.802	0.187	9.612	< 0.001	0.686	0.040	17.146	< 0.001
Chipinge:Ward18	2.253	0.172	13.107	< 0.001	2.053	0.201	10.219	< 0.001	1.070	0.042	25.629	< 0.001
Makoni:Ward26	0.920	0.166	5.552	< 0.001	0.964	0.175	5.498	< 0.001	0.378	0.041	9.229	< 0.001
Makoni:Ward28	0.230	0.153	1.505	0.132	0.782	0.164	4.781	< 0.001	0.343	0.038	9.001	< 0.001
Plot size	-0.071	0.038	-1.855	0.064	-0.090	0.044	-2.037	0.042	-0.037	0.010	-3.817	< 0.001
Sandy loam soil	0.183	0.111	1.655	0.098	0.134	0.115	1.166	0.244	0.025	0.026	0.949	0.343
Loamy soil	0.252	0.141	1.793	0.073	0.164	0.143	1.146	0.252	-0.023	0.033	-0.696	0.486
Loamy clay soil	0.125	0.136	0.918	0.359	0.240	0.144	1.669	0.095	0.050	0.032	1.573	0.116
Clayey soil	-0.352	0.216	-1.632	0.103	-0.464	0.232	-1.996	0.046	-0.341	0.057	-5.989	< 0.001
Hedgerow	0.229	0.133	1.713	0.087	0.336	0.140	2.398	0.017	0.110	0.031	3.559	< 0.001
Previous sorghum	0.133	0.131	1.011	0.312	-0.078	0.150	-0.516	0.606	0.005	0.034	0.155	0.876
Previous pulse	0.043	0.160	0.270	0.787	0.025	0.165	0.149	0.881	-0.011	0.040	-0.270	0.787
Previous fallow	0.392	0.191	2.050	0.040	0.591	0.185	3.197	0.001	0.139	0.044	3.172	0.002
Previous other	0.530	0.168	3.147	0.002	0.610	0.167	3.646	< 0.001	0.208	0.039	5.320	< 0.001
Open pollinated variety	-0.006	0.215	-0.026	0.979	-0.124	0.235	-0.527	0.599	-0.035	0.053	-0.670	0.503
Recycled seeds	-0.044	0.206	-0.214	0.831	0.159	0.240	0.665	0.506	0.148	0.050	2.983	0.003
PAN413	0.175	0.141	1.239	0.215	0.331	0.155	2.136	0.033	0.170	0.035	4.799	< 0.001
PAN53	0.306	0.175	1.747	0.081	0.094	0.168	0.564	0.573	0.000	0.040	-0.005	0.996
PHB30G19	-0.115	0.189	-0.609	0.543	0.035	0.205	0.172	0.863	0.026	0.048	0.554	0.580
SC400 series	-0.255	0.122	-2.091	0.037	-0.155	0.127	-1.217	0.224	0.004	0.027	0.152	0.879
SC600 series	0.472	0.243	1.940	0.052	0.639	0.249	2.565	0.010	0.244	0.058	4.199	< 0.001
ZAP61	-0.073	0.202	-0.364	0.716	-0.018	0.211	-0.084	0.933	0.093	0.046	2.033	0.042
Other variety	0.275	0.123	2.239	0.025	0.187	0.130	1.442	0.149	0.127	0.029	4.324	< 0.001
Pulse intercrop	-0.069	0.122	-0.562	0.574	-0.167	0.131	-1.276	0.202	-0.107	0.031	-3.458	0.001
Pumpkin intercrop	0.683	0.113	6.067	< 0.001	0.510	0.108	4.745	< 0.001	0.153	0.024	6.279	< 0.001
Pulse + pumpkin intercrop	0.099	0.224	0.442	0.659	0.133	0.228	0.584	0.559	-0.003	0.055	-0.062	0.951
Other intercrop	-0.047	0.370	-0.128	0.898	-0.099	0.383	-0.257	0.797	-0.047	0.093	-0.504	0.614
Minimum tillage	-0.057	0.099	-0.572	0.567	-0.381	0.100	-3.814	< 0.001	-0.103	0.022	-4.605	< 0.001
Zero tillage	-0.291	0.139	-2.083	0.037	-0.580	0.150	-3.869	< 0.001	-0.231	0.033	-6.949	< 0.001
N	0.004	0.004	1.033	0.302	0.008	0.004	1.850	0.064	0.004	0.001	4.599	< 0.001
P2O5	-0.005	0.005	-1.031	0.303	-0.010	0.005	-1.878	0.060	-0.005	0.001	-4.749	< 0.001
Manure	-0.189	0.103	-1.841	0.066	-0.244	0.104	-2.340	0.019	-0.059	0.023	-2.568	0.010
Compost	-0.471	0.181	-2.594	0.009	-0.379	0.190	-1.990	0.047	-0.037	0.044	-0.845	0.398
Frequent weeding	-0.271	0.079	-3.443	0.001	-0.309	0.083	-3.719	< 0.001	-0.051	0.019	-2.722	0.006
Herbicide	-0.307	0.332	-0.925	0.355	-0.409	0.351	-1.166	0.243	-0.138	0.078	-1.778	0.075
Pesticide	0.391	0.122	3.218	0.001	0.270	0.127	2.124	0.034	0.127	0.028	4.483	< 0.001
Vstage	0.015	0.011	1.315	0.188	0.001	0.012	0.048	0.962	0.002	0.002	0.687	0.492

and common bean but not *Desmodium* spp. However, and although this was not demonstrated for FAW, [Kebede et al. \(2018\)](#) found common bean to be as effective as *Desmodium* spp. in repelling *B. fusca*. Thus, although the potential to control FAW through push-pull appears high in sub-Saharan Africa, further research is needed to determine which companion crops (trap crops and repellent crops) would be the most efficient in controlling FAW and the most acceptable to smallholders.

We found the presence of a pumpkin intercrop to significantly increase FAW damage, regardless of the estimate used. Pumpkins (*Curcubita* spp.) are known to be FAW host plants (<https://www.cabi.org/isc/datasheet/29810>) but in our study, only maize plants were scouted. Pumpkins may provide better shelter habitat than maize for FAW moths during the day. The closed canopy leaves of pumpkins may also offer 'bridges' to larvae which fall short of their 'landing zones' when ballooning from the maize plants where they hatched ([Zalucki et al., 2002](#)). This contrasts with many studies that have shown reduced FAW infestation when maize is intercropped with non-host plant. For example, [Altieri et al. \(1978\)](#) reported reduced FAW incidence as cutworm or whorl feeder in maize by 14 and 23%, respectively, when maize was intercropped with beans in Colombia. However, some studies have also found intercropping (with non-legume crops) to increase infestation by lepidopteran pests. For example, in Eastern Amhara region (Ethiopia), [Wale et al. \(2007\)](#) found intercropping maize with sweet potato to

increase *C. partellus* damage to maize, although pest densities were not affected.

FAW damage was found to be lower for maize crops established through zero-tillage compared to maize crops established through conventional tillage in all three models. Minimum-tillage was also found to decrease FAW damage in two models. Similar results were reported in Florida and Mexico, with lower FAW damage hypothesized to be due to higher densities of general predators (e.g., carabid beetles, rove beetles, spiders, ants) in minimum-tillage plots ([Clark et al., 1993](#); [Rivers et al., 2016](#)). The higher density of general predators in zero- and minimum-tillage plots may be attributed to an increase of alternative prey due to the organic mulch left on the soil surface when tillage is reduced or foregone ([Landis et al., 2000](#)). The lower FAW damage found in two of the three models when manure or compost were applied may be explained by similar mechanisms i.e., organic material on the soil surface leading to higher densities of alternative prey for general predators ([Landis et al., 2000](#); [Thomson and Hoffmann, 2007](#)). On the other hand, [Kumar and Mihm \(2002\)](#) have found that zero-tillage combined with mulching tended to significantly increase damage by FAW on maize hybrids. It has been suggested that this might be due to the retention of moisture in the mulch, which provides optimum conditions for larval feeding. In addition, moisture retained in the mulch was reported to attract ovipositing moths for some other lepidopteran species ([Kumar,](#)

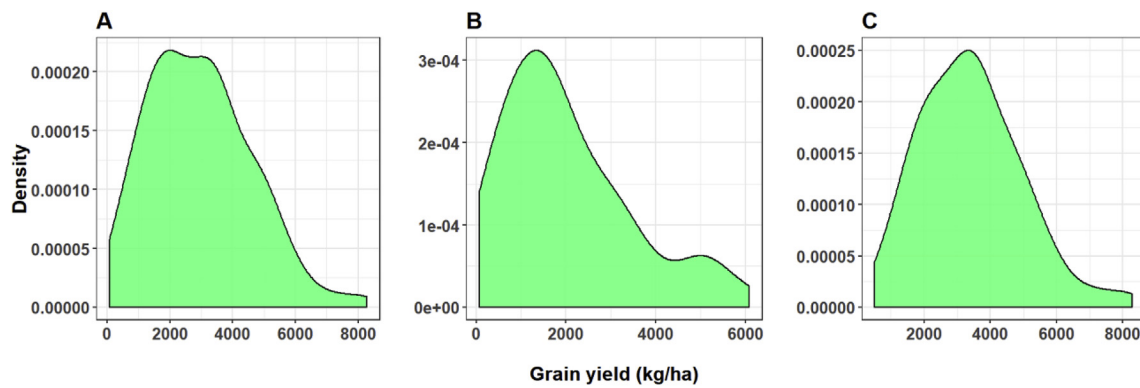


Fig. 5. Density plots of maize grain yield (A) for the total sample, (B) for Chipinge District, and (C) for Makoni District.

Table 3

Fit indexes for comparing structural models with different estimates of fall armyworm damage. LFD: proportion of plants with leaf damage, FWL: proportion of plants with frass in the whorl, SCR: Davis damage score,  $\chi^2$ : Chi-square test statistic, df: degree of freedom, P: probability level associated with the model, GFI: goodness of fit index, CFI: comparative fit index, TLI: Tucker-Lewis index, RMSEA: root mean squared error of approximation, and AIC: Akaike Information Criterion.

Model	$\chi^2$	df	P	GFI	CFI	TLI	RMSEA	AIC
Model 1 (with LFD)	0.252	1	0.615	1	1	1.002	0.000	2755
Model 2 (with FWL)	1.826	1	0.177	0.999	1	0.998	0.071	2756
Model 3 (with SCR)	0.167	1	0.683	1	1	1.002	0.000	2173

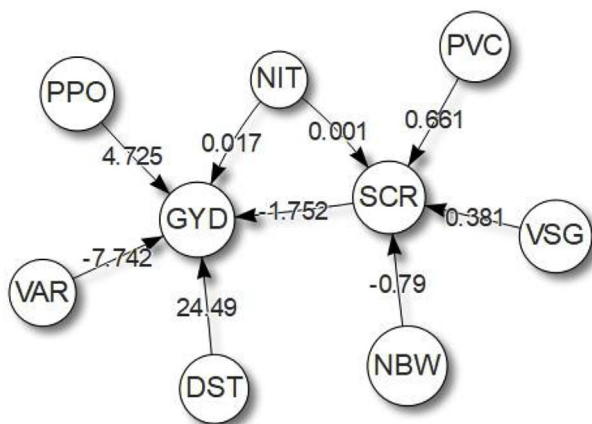


Fig. 6. Structural equation model using the Davis damage score as estimate of fall armyworm damage and displaying only regressions – and their coefficients – that are statistically significant ( $P < 0.05$ ). GYD: grain yield per plant, SCR: Davis damage score, DST: District, VAR: variety, PVC: previous crop, NIT: nitrogen applied, NBW: frequency of weeding, VSG: V stage, and PPO: plant population. See text for details.

1994).

We also found evidence of higher FAW damage for some maize varieties (e.g., PAN413 and SC600 series compared to SC500 series in two models out of three; Table 2). Maize breeding for insect resistance has traditionally focused on both genetic engineering and genetic improvement from available natural resistance sources. Several authors reported

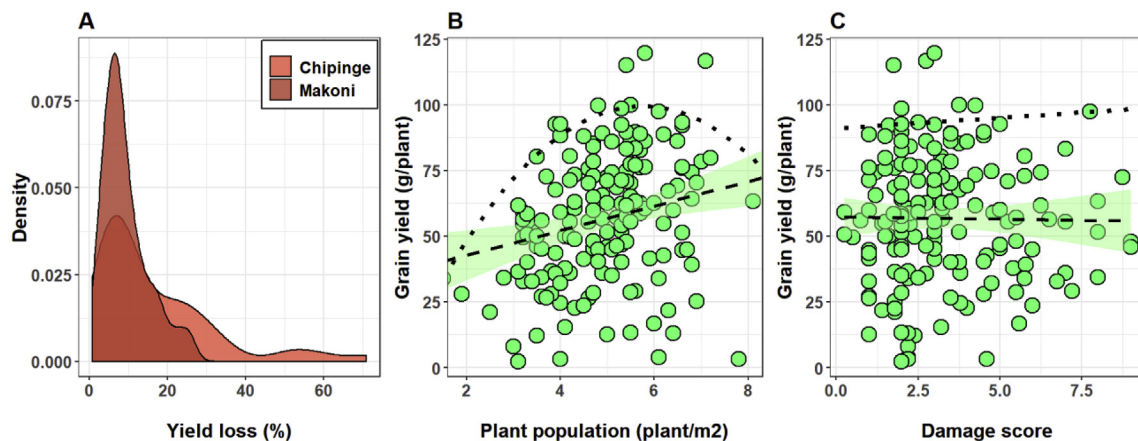
the feasibility of using resistant genotypes to control FAW infestation (Lara et al., 1984; Wiseman and Widstrom, 1992). However, limited progress has been made on developing maize lines showing resistance to FAW. Transgenic maize hybrids expressing Bt toxins can reduce damage by FAW (Burtet et al., 2017; Siebert et al., 2008; Williams et al., 1998, 1997). These include hybrids expressing Cry1A, Cry2A, Cry1F, and/or Vip3Aa20 protein. The main problem with the transgenic option for controlling FAW is the durability of the insecticidal toxins, especially for single-toxin Bt, as widespread resistance to Cry1F has been reported (Farias et al., 2014; Huang et al., 2014; Storer et al., 2010). Conventional breeding has identified several potential mechanisms of resistance to FAW, including the rapid accumulation of proteins or phytochemicals such as maysin in the silks, chlorogenic acid, aspartic acid, cell wall/cellulose buildup that enable plants to poison or starve pests or other herbivores that feed on them (Constabel and Kurz, 1999; Snook et al., 1993; Hedin et al., 1990). In addition to this induced direct defense mechanism, the indirect defense possibility is through attraction of natural enemies (Chuang et al., 2014). Host selection by FAW moths and larvae was reported to be affected by plant volatiles emissions which can be used in developing or improving push-pull strategies against FAW (Rojas et al., 2018). Plant characteristics, like density of leaf hairs or density of cuticular wax layer were also reported to lessen foliar damage (Williams et al., 2000).

Finally, it is important to highlight that lower damage does not necessarily translate into higher yield. Using maize hybrids with resistance to FAW, Kumar (2002) reported that some hybrids, even though presenting less FAW damage, had significantly lower yield than those having higher damage. This indicates that, in some genotypes, FAW damage does not lead to serious injury to the crop to the extent that yield is highly impacted. Therefore, yield loss assessment using FAW damage as primary criteria may lead to overestimation of the associated losses. Breeding strategies to develop varieties with resistance against FAW will have to deploy genes controlling both FAW resistance and suitable agronomic traits.

In the present study, we found no effect of planting dates on FAW damage. Many studies, however, have found this to be an important parameter on the incidence of lepidopteran pests. For example, depending on the interaction between seasonal moth flight patterns and their interactions with the phenological stage of maize (Van Rensburg et al., 1987), *B. fusca* infestation levels may be decreased or increased by early planting (Chinwada et al., 2001; Gebre-Amlak, 1989). In the case of FAW in the conditions of African smallholder farmers, further research is needed to clarify whether adapting planting dates could be a method to control FAW incidence.

#### 4.2. What is the impact of fall armyworm damage on yield losses?

Although it was not developed as a predictor of damage-yield relationship, but rather to identify small differences in resistance to FAW



**Fig. 7.** (A) density plot of the estimated proportion of yield loss, for Chipinge District (mean of 16.39% and median of 10.64%) and for Makoni District (mean of 9.24% and median of 7.38%), (B) maize grain yield as a function of plant density (the dashed line represents the linear regression,  $GY = 33.427 + 4.682 \times PP$ , where GY is the maize grain yield per plant ( $\text{kg plant}^{-1}$ ) and PP is the plant population ( $\text{plant m}^{-2}$ ),  $R^2 = 0.05829$ ,  $F$ -statistic = 10.03,  $P$ -value = 0.001843; the green ribbon represents the 95% confidence interval; and the dotted line represent the 95th percentile regression,  $GY = -20.4085 + 41.66302 \times PP - 3.61937 \times PP^2$ ), and (C) maize grain yield as a function of the Davis damage score (the dashed line represents the linear regression,  $GY = 57.3761 - 0.1743 \times SCR$ , where GY is the maize grain yield per plant ( $\text{kg plant}^{-1}$ ) and SCR is the Davis damage score,  $R^2 = 0.00018$ ,  $F$ -statistic = 0.02917,  $P$ -value = 0.8646; the green ribbon represents the 95% confidence interval; and the dotted line represents the 95th percentile regression,  $GY = 91.07716 + 0.80451 \times SCR$ ). (For interpretation of the references to colour in this Figure legend, the reader is referred to the Web version of this article.)

larval feeding between breeding lines (Davis and Williams, 1992), the Davis damage score was the only of the three estimates of FAW damage to correlate with grain yield: models including the other estimates had a lower fit (see AIC values in Table 3) and the regressions between FAW damage (estimated by the proportion of plants with leaf damage or the proportion of plants with frass in the whorl) were non-significant in these models (Appendix A).

The levels of incidence of plants with FAW damage symptoms recorded in this research are commensurate with levels found by other studies conducted on the continent (Abrahams et al., 2017; Rwomushana et al., 2018). However, our best estimate of the impact of FAW damage on yield – 11.57% (Fig. 7C) – is much lower than what these studies reported. For example, using data from socio-economic surveys, Day et al. (2017) reported yield losses ranging from 22 to 67% in Ghana and Zambia, Rwomushana et al. (2018) from 26 to 35% for the same countries but a year later, and Kumela et al. (2018) from 32 to 47% in Ethiopia and Kenya. In our study, other factors than FAW damage were much more important in explaining grain yield, including plant population (Fig. 6; Fig. 7B vs. 7A) which is a key driver for yield and can buffer FAW damage due in part to the spread of the pest population over a large number of plants as reported for sorghum by Trabanino et al. (1990), although plant populations are usually much greater for sorghum than for maize. We argue that our study produced more accurate estimates of damage (rigorous field scouting) and yield (harvesting of quadrats) than studies based on socio-economic surveys focusing on farmers' perceptions. However, our study presents limitations as well. Damage was estimated only once during the season, and probably too early to correlate with significant yield losses (the mean V stage of crops during scouting was 4.6). Farmers could have also applied pesticide between the time of scouting and the time of yield assessment, although this is unlikely as chemical control is recommended after early detection of the pest, as small larvae are easier to control and are more exposed to insecticides than larger larvae (McGrath et al., 2018) and only few farmers (8.4%, Table 1) had sprayed pesticide at the time of scouting.

However, it could well be that losses due to FAW damage in sub-Saharan Africa have been over-estimated since the arrival of the pest on the continent. Maize plants are usually able to compensate for foliar injuries incurred over a short period of time. In fact, maize growth stages vary in their susceptibility to FAW attack (Gross et al., 1982). During mid-vegetative growth stages, larvae are, most often, found defoliating leaves within the whorl. The hybrids within the CML-AG lines, in spite of

suffering high leaf feeding damage by FAW, produced the highest yield (Kumar, 2002). Severe losses usually occur when the whorl is destroyed, reducing photosynthetic area and compromising the grain yield (Lima et al., 2010). It may be that the high yield losses reported in previous studies in Africa were due to other factors than FAW damage, including damage by other pests, dry spells, or poor weeding.

It should also be mentioned that the season under observation was characterized by an early dry spell, affecting emergence and ultimately plant population. This may explain the strong effect of plant population on maize yield (Figs. 6 and 7A). Therefore, the threat that FAW represents – which is very real – should not divert the attention of research and development away from the need for development and adoption of good agronomic practices, including the use of seeds adapted to the local circumstances, timely planting, adequate fertilization, and proper crop protection. Finally, for effective implementation of appropriate management strategies, loss estimations and/or sampling methods, behavioral and spatial distributions of populations should be carefully considered. The incidence of larvae in maize can show different distribution patterns: 'binomial-negative' or 'aggregated' when larvae are small (Baez et al., 1980; Melo et al., 2006), random, which is the most frequently reported (Clavijo, 1978; Hernandez-Mendoza, 1989; Melo et al., 2006), and uniform (Baez et al., 1980; Melo et al., 2006). Multiple factors can also influence distribution patterns, such as cannibalism among larvae (Barbosa and Perecin, 1982; Fernandes et al., 2003).

## 5. Conclusions

Although the results of this study should be seen as preliminary, as the data analyzed were generated from two District of Zimbabwe and from one season only, several factors were found to influence FAW damage in smallholder maize fields. FAW damage was found to be significantly reduced by frequent weeding operations, as graminaceous weeds, which are dominant in the agroecologies considered, are likely to host FAW. Similarly, FAW damage was significantly lower in maize plots established through minimum- and zero-tillage, probably because of higher densities of natural enemies. Conversely, pumpkin intercropping was found to significantly increase FAW damage, hypothetically because it provided a day shelter for moths and/or facilitated maize-to-maize migration of larvae. Finally, FAW damage was higher for some maize varieties, although these varieties may not be the lowest yielding. The Davis damage score was the only estimate of FAW damage that was found



to be significantly associated with yield. Although the levels of damage recorded in this research are commensurate with levels found by other studies conducted on the continent, our best estimate of the impact of this damage on yield (11.57%) is much lower than what these studies found. This may be due in part to limitations in our study (e.g., scouting conducted only once in the season, and probably too early for the recorded damage to have a significant impact on yield). It may also be that losses due to FAW damage in sub-Saharan Africa have been over-estimated. In the present study, plant population – which can be affected by e.g., early dry spell – was much more important than FAW damage in explaining yield. The threat that FAW represents for African smallholders, although very real, should not divert attention away from other pressing challenges they face.

## Acknowledgements

This work was implemented by the International Maize and Wheat Improvement Center (CIMMYT, [www.cimmyt.org](http://www.cimmyt.org)), GOAL ([www.goalglobal.org](http://www.goalglobal.org)), and the University of Zimbabwe and was made possible by the generous support of Irish Aid ([www.irishaid.ie](http://www.irishaid.ie)), Bakker Brothers ([www.bakkerbrothers.nl](http://www.bakkerbrothers.nl)) and CRP MAIZE ([www.maize.org](http://www.maize.org)). Any opinions, findings, conclusion, or recommendations expressed in this publication are those of the authors and do not necessarily reflect the view of Irish Aid, Bakker Brothers and CRP MAIZE. We thank three anonymous reviewers for their critical and constructive comments.

## Appendix A. Supplementary data

Supplementary data to this article can be found online at <https://doi.org/10.1016/j.cropro.2019.01.028>.

## References

- Abrahams, P., Bateman, M., Beale, T., Clotey, V., Cock, M., Colmenarez, Y., Corniani, N., Day, R., Early, R., Godwin, J., Gomez, J., Moreno, P.G., Murphy, S.T., Oppong-Mensah, B., Phiri, N., Pratt, C., Richards, G., Silvestri, S., Witt, A., 2017. Fall armyworm: Impacts and implications for Africa. Evidence Note, September 2017. Oxfordshire, UK. [https://doi.org/10.1564/v28\\_oct\\_02](https://doi.org/10.1564/v28_oct_02).
- Altieri, M.A., Francis, C.A., Van Schoonhoven, A., Doll, J.D., 1978. A review of insect prevalence in maize (*Zea mays* L.) and bean (*Phaseolus vulgaris* L.) polycultural systems. *Field Crop. Res.* 1, 33–49. [https://doi.org/10.1016/0378-4290\(78\)90005-9](https://doi.org/10.1016/0378-4290(78)90005-9).
- Baez, M.D.S., Ibarra, J.E., Villanueva, F., 1980. Distribución espacial y tamaño de muestra de los gusanos: Cogollero *Spodoptera frugiperda* (Smith) y elotero *Heliothis zea* (Boddie) en cultivo de maíz. *Folia Entomol. Mex.* 45, 58–59.
- Barbosa, J.C., Perecin, D., 1982. Modelos probabilísticos para distribución de lagartas de *Spodoptera frugiperda* (JE Smith 1797) na cultura do milho. *Cientifica* 10, 181–191.
- Burtet, L.M., Bernardi, O., Melo, A.A., Pes, M.P., Strahl, T.T., Guedes, J.V.C., 2017. Managing fall armyworm, *Spodoptera frugiperda* (Lepidoptera: Noctuidae), with Bt maize and insecticides in southern Brazil. *Pest Manag. Sci.* 73, 2569–2577. <https://doi.org/10.1002/ps.4660>.
- Chinwada, P., Omwega, C., Overholt, W., 2001. Stemborer research in Zimbabwe: Prospects for the establishment of *Cotesia flavipes* Cameron. *Insect Sci. Its Appl.* 21, 327–334.
- Chuang, W.-P., Ray, S., Acevedo, F.E., Peiffer, M., Felton, G., Luthe, D.S., 2014. Herbivore cues from the fall armyworm (*Spodoptera frugiperda*) larvae trigger direct defenses in maize. *Mol. Plant Microbe Interact.* 27, 461–470. <https://doi.org/10.1063/1.1559434>.
- Clark, M.S., Luna, J.M., Stone, N.D., Youngman, R.R., 1993. Habitat Preferences of Generalist Predators in Reduced-Tillage Corn. *J. Entomol. Sci.* 28, 404–416. <https://doi.org/10.18474/0749-8004-28.4.404>.
- Clavijo, S., 1978. Distribución espacial del gusano cogollero del maíz *Spodoptera frugiperda* (Smith) (Lepidoptera: noctuidae). *Rev. la Fac. Agron. (LUZ, Venez.* 26, 101–106.
- Constabel, F., Kurz, W.G.W., 1999. Cell differentiation and secondary metabolite production. In: Bhojwani, S.S. (Ed.), *Morphogenesis in Plant Tissue Cultures*, pp. 463–501. Dordrecht, The Netherlands.
- Davis, F.M., Williams, W.P., 1992. Visual rating scales for screening whorl-stage corn for resistance to fall armyworm. (No. Technical Bulletin 186). Mississippi State University, MS39762, USA.
- Day, R., Abrahams, P., Bateman, M., Beale, T., Clotey, V., Cock, M., Colmenarez, Y., Corniani, N., Early, R., Godwin, J., Gomez, J., Moreno, P.G., Murphy, S.T., Oppong-Mensah, B., Phiri, N., Pratt, C., Richards, G., Silvestri, S., Witt, A., 2017. Fall armyworm: impacts and implications for Africa. *Outlooks Pest anagement* 28, 196–201. <https://doi.org/10.1564/v28>.
- Farias, J.R., Andow, D.A., Horikoshi, R.J., Sorgatto, R.J., Fresia, P., dos Santos, A.C., Omoto, C., 2014. Field-evolved resistance to Cry1F maize by *Spodoptera frugiperda* (Lepidoptera: Noctuidae) in Brazil. *Crop Protect.* 64, 150–158. <https://doi.org/10.1016/j.cropro.2014.06.019>.
- Fernandes, M.G., Busoli, A., Barbosa, J.C., 2003. Distribuição Espacial de *Alabama argillacea* (Hübner) (Lepidoptera: Neotrop. *Entomol.* 32, 107–115.
- Gebre-Amlak, A., 1989. Phenology and fecundity of maize stalk borer *Busseola fusca* (Fuller) in Awassa, Southern Ethiopia. *Insect Sci. Its Appl.* 10, 131–137.
- Goergen, G., Tam, M., 2016. First report of outbreaks of the fall armyworm *Spodoptera frugiperda* (J E Smith) (Lepidoptera, Noctuidae), a new alien invasive pest in West and Central Africa. *PLoS One* 11, 1–5. <https://doi.org/10.1371/journal.pone.0165632>.
- Gross Jr., H.R., Young, J.R., Wiseman, B.R., 1982. Relative susceptibility of a summer-planted dent and tropical flint corn variety to whorl stage damage by the fall armyworm (Lepidoptera: Noctuidae). *J. Econ. Entomol.* 75, 1153–1156.
- Harrison, R.D., Thierfelder, C., Baudron, F., Chinwada, P., Midega, C., Schaffner, U., van den Burg, J., Agro-ecological options for Fall Armyworm (*Spodoptera frugiperda* Smith) management in sub-Saharan Africa: Providing low-cost, smallholder friendly solutions to an invasive pest. *J. Environ. Manag.* (submitted).
- Hay-Roe, M.M., Meagher, R.L., Nagoshi, R.N., Newman, Y., 2016. Distributional patterns of fall armyworm parasitoids in a corn field and a pasture field in Florida. *Biol. Control* 96, 48–56. <https://doi.org/10.1016/j.biocontrol.2016.02.003>.
- Hernandez-Mendoza, J.L., 1989. Ecopathologie et dégâts de *Spodoptera frugiperda* (J. E. Smith) (Lep. Noctuidae) en culture de maïs au Mexique (Etat de Colima): possibilité de lutte à l'aide de la bactérie entomopathogène *Bacillus thuringiensis*. Université des Sciences et techniques du Languedoc, Montpellier, France.
- Huang, F., Qureshi, J.A., Meagher, R.L., Reising, D.D., Head, G.P., Andow, D.A., Ni, X., Kerns, D., Buntin, G.D., Niu, Y., Yang, F., Danggal, V., 2014. Cry1F resistance in fall armyworm *Spodoptera frugiperda*: Single gene versus pyramided Bt maize. *PLoS One* 9, e112958. <https://doi.org/10.1371/journal.pone.0112958>.
- Huesing, J.E., Prasanna, B.M., McGrath, D., Chinwada, P., Jepson, P., Capinera, J.L., 2018. Integrated pest management of fall armyworm in Africa: an introduction. In: Prasanna, B.M., Huesing, J.E., Eddy, R., Peschke, V.M. (Eds.), *Fall Armyworm in Africa: A Guide for Integrated Pest Management*. CIMMYT, Mexico, CDMX.
- Kebede, Y., Baudron, F., Bianchi, F., Tittonell, P., 2018. Unpacking the push-pull system: Assessing the contribution of companion crops along a gradient of landscape complexity. *Agric. Ecosyst. Environ.* 268, 115–123. <https://doi.org/10.1016/j.agee.2018.09.012>.
- Khan, Z.R., Ampong-Nyarko, K., Chiliswa, P., Hassanali, A., Kimani, S., Lwande, W., Overholt, W.A., Overholt, W.A., Picketta, J.A., Smart, L.E., Woodcock, C.M., 1997. Intercropping increases parasitism of pests. *Nature* 388, 631–632.
- Kumar, H., 2002. Plant damage and grain yield reduction by fall armyworm and stem borers on certain maize hybrids containing resistance genes from varying sources under experimental and farmers field conditions. *Crop Protect.* 21, 563–573.
- Kumar, H., 1994. Effects of water stress, nitrogen stress and certain sensory stimuli on infestation and damage by *Chilo partellus* (Swinhoe) to maize. *Ann. Appl. Biol.* 125, 35–43.
- Kumar, H., Mihm, J.A., 2002. Fall armyworm (Lepidoptera: Noctuidae), southwestern corn borer (Lepidoptera: Pyralidae) and sugarcane borer (Lepidoptera: Pyralidae) damage and grain yield of four maize hybrids in relation to four tillage systems. *Crop Protect.* 21, 121–128.
- Kumela, T., Simiyu, J., Sisay, B., Likhayo, P., Mendesil, E., Gohole, L., Tefera, T., 2018. Farmers' knowledge, perceptions, and management practices of the new invasive pest, fall armyworm (*Spodoptera frugiperda*) in Ethiopia and Kenya. *Int. J. Pest Manag.* 0874, 1–9. <https://doi.org/10.1080/09670874.2017.1423129>.
- Landis, D.A., Wratten, S.D., Gurr, G.M., 2000. Habitat management to conserve natural enemies of arthropod pests in agriculture. *Annu. Rev. Entomol.* 45, 175–201. <https://doi.org/10.1146/annurev.ento.45.1.175>.
- Lara, F.M., Ayala Osuna, J., Abdelnur Junior, O., 1984. Resistance of corn genotypes to *Spodoptera frugiperda* (JE Smith, 1797) and *Heliothis zea* (Bod 1850). *Cient.*
- Le Rü, B.P., Ong'amo, G.O., Moyal, P., Muchugu, E., Ngala, L., Musyoka, B., Abdullah, Z., Matama-Kauma, T., Lada, V.Y., Pallangyo, B., Omwega, C.O., Schulthess, F., Calatayud, P.A., Silvain, J.F., 2006. Geographic distribution and host plant ranges of East African noctuid stem borers. *Ann. la Soc. Entomol. Fr.* 42, 353–361. <https://doi.org/10.1080/00379271.2006.10697467>.
- Lima, M.S., Silva, P.S.L., Oliveira, O.F., Silva, K.M.B., Freitas, F.C.L., 2010. Corn yield response to weed and fall armyworm controls. *Planta Daninha* 28, 103–111. <https://doi.org/10.1590/S0100-83582010000100013>.
- Makanza, R., Zaman-Allah, M., Cairns, J.E., Eyre, J., Burgueño, J., Pacheco, A., Diepenbrock, C., Magorokosho, C., Tarekegne, A., Olsen, M., Prasanna, B.M., 2018. High-throughput method for ear phenotyping and kernel weight estimation in maize using ear digital imaging. *Plant Methods* 14, 1–13. <https://doi.org/10.1186/s13007-018-0317-4>.
- Maposa, R.S., Hlongwana, J., Gamira, D., 2010. 'Aluta continua': A critical reflection on the chimurenga-within-Third Chimurenga among the Ndau people in Chipinge district. *Southeastern Zimbabwe* 2, 191–200.
- McGrath, D., Huesing, J.E., Beiriger, R., Nuesly, G., Tapa-Yotto, T.G., Hodson, D., Kimathi, E., Felege, E., Abah Obaje, J., Mulaa, M., Mendes, A.P., Amer Mabrouk, A.F., Belayneh, Y., 2018. Monitoring, Surveillance, and Scouting for Fall Armyworm. In: Prasanna, B.M., Huesing, J.E., Eddy, R., Peschke, V.M. (Eds.), *Fall Armyworm in Africa: A Guide for Integrated Pest Management*, pp. 11–28. Mexico, CDMX.
- Melo, E.P. de, Fernandes, M.G., Degrande, P.E., Cessa, R.M.A., L. J., Nogueira, S.F., Nogueira, R.F., 2006. Distribuição Espacial de Plantas Infestadas por *Spodoptera frugiperda* (J. E. Smith) (Lepidoptera: Noctuidae) na Cultura do Milho. *Neotrop. Entomol.* 35, 689–697.
- Midega, C.A.O., Pittchar, J.O., Pickett, J.A., Hailu, G.W., Khan, Z.R., 2018. A climate-adapted push-pull system effectively controls fall armyworm, *Spodoptera frugiperda*

- (J E Smith), in maize in East Africa. *Crop Protect.* 105, 10–15. <https://doi.org/10.1016/j.cropro.2017.11.003>.
- Moolman, J., Van den Berg, J., Conlong, D., Cugala, D., Siebert, S., Le Ru, B., 2014. Species diversity and distribution of lepidopteran stem borers in South Africa and Mozambique. *J. Appl. Entomol.* 138, 52–66. <https://doi.org/10.1111/jen.12085>.
- PCO, 2012. Zimbabwe Population Census 2012. Harare, Zimbabwe.
- Rivers, A., Barbercheck, M., Govaerts, B., Verhulst, N., 2016. Conservation agriculture affects arthropod community composition in a rainfed maize–wheat system in central Mexico. *Appl. Soil Ecol.* 100, 81–90.
- Rojas, J.C., Kolomiets, M.V., Bernal, J.S., 2018. Nonsensical choices? Fall armyworm moths choose seemingly best or worst hosts for their larvae, but neonate larvae make their own choices. *PLoS One* 1–29. <https://doi.org/10.6084/m9.figshare.6075998>.
- Rose, A., Silversides, R., Lindquist, O., 1975. Migration flight by an aphid, *Rhopalosiphum maidis* (Hemiptera: Aphidae) and a noctuid, *Spodoptera frugiperda* (Lepidoptera: Noctuidae). *Can. Entomol.* 107, 567–576.
- Rwomushana, I., Bateman, M., Beale, T., Beseh, P., Cameron, K., Chiluba, M., Clotney, V., Davis, T., Day, R., Early, R., Godwin, J., Gonzalez-Moreno, P., Kansiime, M., Kenis, M., Makale, F., Mugambi, I., Murphy, S., W, N., Phiri, N., Pratt, C., Tambo, J., 2018. Fall armyworm: impacts and implications for Africa. Evidence Note Update, October 2018. Oxfordshire, UK.
- Siebert, M.W., Tindall, K.V., Leonard, B.R., Van Duyn, J.W., Babcock, J.M., 2008. Evaluation of corn hybrids expressing CryIF (Herculex® I insect protection) against fall armyworm (Lepidoptera: Noctuidae) in the southern United States. *J. Entomol. Sci.* 43, 41–51.
- Snook, M.E., Gueldner, R.C., Widstrom, N.W., Wiseman, B.R., Himmelsbach, D.S., Harwood, J.S., Costello, C.E., 1993. Levels of maysin and maysin analogs in silks of maize germplasm. *J. Agric. Food Chem.* 41, 1481–1485.
- Sparks, A.N., 1979. A review of the biology of the fall armyworm. *Florida Entomol.* <https://doi.org/10.2307/3494083>.
- Storer, N.P., Babcock, J.M., Schlenz, M., Meade, T., Thompson, G.D., Bing, J.W., Huckaba, R.M., 2010. Discovery and characterization of field resistance to Bt maize: *Spodoptera frugiperda* (Lepidoptera: Noctuidae) in Puerto Rico. *J. Econ. Entomol.* 103, 1031–1038. <https://doi.org/10.1603/EC10040>.
- Thierfelder, C., Niassy, S., Midega, C., Sevgan, S., van der Berg, J., Prasanna, B.M., Baudron, F., Harrison, R., 2018. Low-Cost Agronomic Practices and Landscape Management Approaches to Control FAW. In: Prasanna, B.M., Huesing, J.E., Eddy, R., Peschke, V.M. (Eds.), *Fall Armyworm in Africa: A Guide for Integrated Pest Management*. CIMMYT, Mexico CDMX, pp. 89–96.
- Thomson, L.J., Hoffmann, A.A., 2007. Effects of ground cover (straw and compost) on the abundance of natural enemies and soil macro invertebrates in vineyards. *Agric. For. Entomol.* 9, 173–179. <https://doi.org/10.1111/j.1461-9563.2007.00322.x>.
- Trabanino, C.R., Pitre, H.N., Meckenstock, D.H., Andrews, K.L., 1990. Influence of Plant Population on *Spodoptera frugiperda* (J. E. Smith) Infestation and Damage to Sorghum. *CEIBA* 29, 31–40.
- UNDP, 2016. Makoni Organic Farmers Association, Zimbabwe. Equator Initiative Case Study Series, New York, NY.
- Van den Berg, J., 2017. Insect resistance management in Bt maize: Wild host plants of stem borers do not serve as refuges in Africa. *J. Econ. Entomol.* 110, 221–229. <https://doi.org/10.1093/jee/tow276>.
- Van Rensburg, J., Walters, M., Giliomee, J., 1987. Ecology of the maize stalk borer, *Busseola fusca* (Fuller) (Lepidoptera: Noctuidae). *Bull. Entomol. Res.* 77, 255–269.
- Wale, M., Schulthess, F., Kairu, E.W., Omwega, C.O., 2007. Effect of cropping systems on cereal stem borers in the cool-wet and semi-arid ecozones of the Amhara region of Ethiopia. *Agric. For. Entomol.* 9, 73–84. <https://doi.org/10.1111/j.1461-9563.2007.00324.x>.
- Williams, W.P., Buckley, P.M., Davis, F.M., 2000. Vegetative phase change in maize and its association with resistance to fall armyworm. *Maydica* 45, 215–219.
- Williams, W.P., Buckley, P.M., Sagers, J.B., Hanten, J.A., 1998. Evaluation of transgenic corn for resistance to corn earworm (Lepidoptera: Noctuidae), fall armyworm (Lepidoptera: Noctuidae), and southwestern corn borer (Lepidoptera: Crambidae) in a laboratory bioassay. *J. Agric. Entomol.* 15, 105–112.
- Williams, W.P., Sagers, J.B., Hanten, J.A., Davis, F.M., Buckley, P.M., 1997. Transgenic corn evaluated for resistance to fall armyworm and southwestern corn borer. *Crop Sci.* 37, 957–962.
- Wiseman, B.R., Widstrom, N.W., 1992. Resistance of corn populations to larvae of the corn earworm (Lepidoptera: Noctuidae). *J. Econ. Entomol.* 85, 601–605.
- Zalucki, M.P., Clarke, A.R., Malcom, S.B., 2002. Ecology and behavior of first instar larval lepidoptera. *Annu. Rev. Entomol. Entomol.* 47, 361–393. <https://doi.org/10.1146/annurev.ento.47.091201.145220>.